

realme Buds T200x

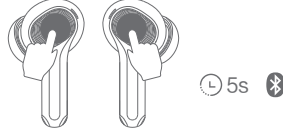
User Guide

1 Enter pairing mode

- The earbuds start pairing automatically when the case is opened.



- Press and hold the touch area on both earbuds simultaneously for 5s to start pairing.



2 Connect earphones

- Connect phone for Android

Turn on the Bluetooth on phones. Open the headset charging box, and put it close to the phone. Then follow the Google assistant pop-up instructions on the screen to operate.

- Connect phone for Non-Android

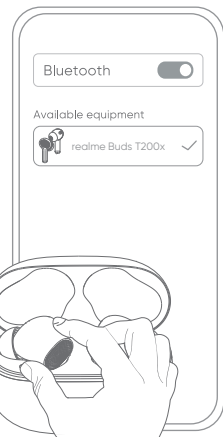
Turn on the Bluetooth on phones. Open the headset charging box, and put it close to the phone. Then enter Bluetooth settings of mobile phone, search and connect: realme Buds T200x.

- Restore factory settings

Press and hold the touch area on both earbuds simultaneously for 10s to restore the factory settings.

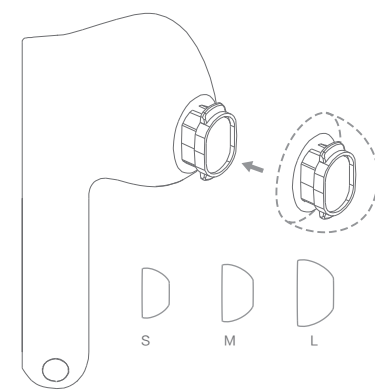
- How to take the earphones out

Pinch both sides of the earphone top with your thumbs and index finger, then pull it out upward slightly with force.

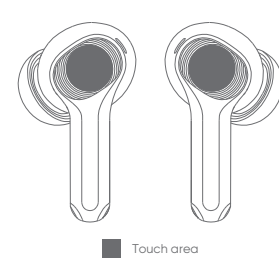


3 Wear earphones

You can choose the most appropriate ear tips size. It's installed by default.



4 Touch controls



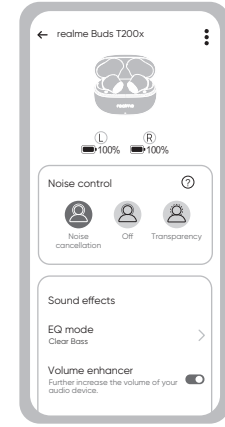
- Touch once to play or pause music, answer or end a call.
- Touch three times to skip forward.
- Press and hold 2 seconds on either side to switch noise control modes, decline an incoming call.

5 realme Link

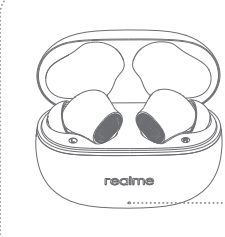
For more features, please download the realme Link app (only for Android).

The specific functions are subject to actual conditions.

- realme Link



6 Overview and packing list



Packing List

- Earphone x 1 Pair
- User guide x 1 Pcs
- For IP68 M (installed by default) x 1 Pairs

Make it real.

7 Basic Parameters

Product name	realme Buds T200x
Product model	RMX205-A
Bluetooth version	Bluetooth 5.4
Bluetooth protocol	HFP/A2DP/AVRCP
Bluetooth code	SBC / AAC
Charging interface	Type-C
Music battery life (AAC OFF)	About 7h (earbuds) About 48h (case with charging case)
Headset charging time	About 2h
Bluetooth communication distance	10m
Working frequency	2402-2482 Mhz
Max power rate	< 10dbm

Warning

- Don't place the product into a liquid environment or avoid the product exposed to high humidity.
- Avoid extension to avoid the damage to the product.
- Don't attempt to dismantle the product. Put the product in a cool and dry place to keep it dry if stored for a long time.
- Avoid touching the strong magnet to prevent the magnetic headset from being demagnetized.
- Avoid the dusty, wet and dry environment where the electronic circuit of the equipment may be damaged if being used.
- Don't use the equipment at the moment of thunderstorm because the thunderstorm may incur equipment fault or shock hazard.
- Don't use the equipment when riding a motorcycle or a bicycle, driving a car or crossing the road to ensure your safety.
- Keep the equipment out of reach of children or pets to avoid the damage.
- Don't wash the equipment with chemical, cleanser or strong detergent.



Don't listen to the voice under high sound pressure and high volume for a long time to prevent the possible hearing impairment when the headset is used.

Battery warning

The built-in lithium battery of the product is forbidden to be disassembled, impacted, extruded or put into fire.
The battery under the very low air pressure may result in explosion or flammable liquid or gas leakage. Avoid the battery in a high-temperature environment or being exposed to strong sunlight to avoid explosion.
Don't use the battery continuously in case of serious ballooning.
The battery shall be handled pursuant to the local regulations and shall not be disposed as household garbage.
Don't try to repair, remove or refill the battery. The explosion may happen if the battery is replaced by an incorrect model.
Don't compress or puncture the battery with hard object. The battery leakage, overheating or outbreak of a fire may occur if the battery is destroyed.

Temperature Description

- This product contains a battery. If it is not used for a long time, please store it in the environment of 0°C-35°C, and charge the product or least every 3 months to prevent the battery performance from deteriorating.
- Please use the earphones or charge them in a normal environment (ambient temperature 0°C-45°C, humidity 45%-65%). The earphones can be charged quickly at 0°C-35°C. If the product temperature is not within the safe temperature range, it may cause damage to the earphones and battery performance.

Disposal and Recycling Information

This symbol (with or without a solid bar) on the device, batteries (included), and/or the packaging, indicates that the device and/or electrical accessories (for example, a headset, adapter or cable) and batteries should not be disposed of as household garbage.
At realme we understand that our responsibility doesn't end at selling you our products. realme has been working in the area of safe disposal of electronic waste. Since mobiles, tablets and other electronic items are made of hazardous constituents, under the Guidelines of Ministry of Environment, Forest and Climate Change, Government of India, E-Waste (Management) Rules, 2022 and Amendment Rules, realme will seek shared responsibility and cooperation from customers in reducing the environmental impact of their products.
For more information on safe disposal, recycling and you may log on to <https://www.realme.com/in/legal/e-waste-management> or write an email to service@realme.com or contact our Toll Free No. 1800-102-1777.

Declaration of Conformance

This product complies with Restriction of Hazardous Substances (RoHS) requirements specified in E-waste (Management) Rules, 2022 and Amendment Rules.

Warranty

Thank you for purchasing realme products. If any manufacturing defect problems occur within 12 months from the date of purchase, user can enjoy our company's warranty service.

Matters Needing Attention:

- When you buy the product, the sales unit will issue a valid proof of purchase.
- The warranty card and the proof of purchase should be kept by the user properly, and it will not be replaced if lost.
- If the product fails due to non-human factors, the user can present the warranty card and proof of purchase to the realme customer service center for free maintenance during the warranty period.

Non-warranty situation:

- This warranty does not cover the following cases:
 - Out of warranty period.
 - Damage caused by use not in accordance with the instructions.
 - Damage caused by non-realme causes.
 - Failure caused by unauthorized disassembly, maintenance, or modification of the product.
 - Damage caused by force majeure factors (such as floods, earthquakes, lightning, etc.).
 - There is no warranty card, invoice, or the warranty card does not match the invoice information.
 - The product repairs naturally.
 - Other failures and damages that are not caused by the quality of the product itself.
- Website: www.realme.com

Warranty Card (Stub Copy)

Dear user, thank you for using the product of our company. Please read and keep properly the warranty card after purchasing the product so that we can provide better services to you.

User Information

User's name _____
Phone Number _____
Address _____
Email _____

Product Information

Product Model _____
Product Serial Number _____

Sales Information

Purchase Date _____
Invoice Number _____
Sales Unit _____
Phone Number _____
Address _____

Warranty Card (Customer Copy)

Dear user, thank you for using the product of our company. Please read and keep properly the warranty card after purchasing the product so that we can provide better services to you.

User Information

User's name _____
Phone Number _____
Address _____
Email _____

Product Information

Product Model _____
Product Serial Number _____

Sales Information

Purchase Date _____
Invoice Number _____
Sales Unit _____
Phone Number _____
Address _____