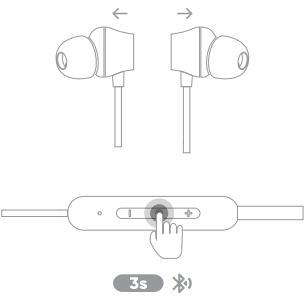


规格: 92\*80MM,  
材质: 80G哑粉纸, 过哑油, 双面印刷, 单黑  
风琴折,14P

2 steps  
to enjoy the buds

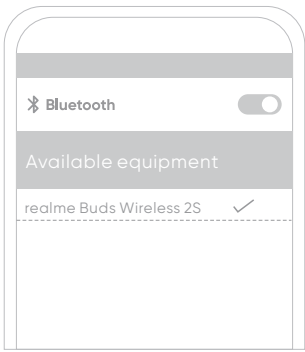
1 Enter pairing mode

Separate two earbuds, then press and hold the multi-function button for 3 seconds.

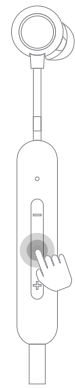


2 Connect earbuds

Turn on Bluetooth of your device, then search and connect to realme Buds Wireless 2S.



Touch control



Music mode

- Single-tap Play / Pause
- Double-tap Next song

Talk mode

- Single-tap Answer / Hang up
- Long press 1s Reject

Game mode

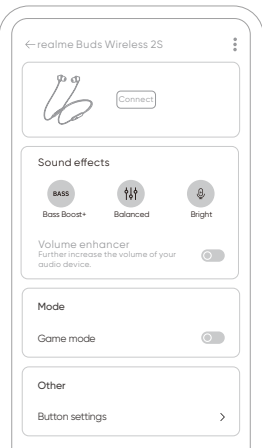
- Triple-tap Game mode

Other operation

- Long press 1s Dual-device fast switching
- Long press 1s Voice Assistant
- Long press 3s Enter pairing mode
- Long press 10s Reset


Tips for dual-device fast switching: Two devices need to be connected, and the devices switching can be realized by pressing the multi-function button.

realme Link




Please scan the code to download the app to enjoy more music experience and function operations.

Works with realme Link



Product description and Packaging list



Earphone

x1

Eartips (M installed by default)

x6

Type-C charging cable

x1

User guide and warranty card

x1

Basic parameter

Model:

RMA2011

USB type-C input:

5.0V±500mA

Bluetooth transmit power:

<8dBm

Radio frequency:

2402MHz~2480MHz

Warning

1. Don't place the product into a liquid environment or avoid the product exposed to high humidity.

2. Avoid extrusion to avert the damage to the product.

3. Don't attempt to dismantle the product. Put the product in a cool and dry place to keep it dry if stored for a long time.

4. Avoid touching the strong magnet to prevent the magnetic headset from being demagnetized.


5. Avoid the dusty, wet and dirty environment where the electronic circuit of the equipment may be damaged if being used.

6. Don't use the equipment at the moment of thunderstorm because the thunderstorm may incur equipment fault or shock hazard.

7. Don't use the equipment when riding a motorcycle or a bicycle, driving a car or crossing the road to ensure your safety.

8. Keep the equipment out of reach of children or pets to avert the damage.

9. Don't wash the equipment with chemical, cleanser or strong detergent.

 Don't listen to the voice under high sound pressure and high volume for a long time to prevent the possible hearing impairment when the headset is used.

Battery warning

The built-in lithium battery of the product is forbidden to be disassembled, impacted, extruded or put into fire. The battery under the very low air pressure may result in explosion or flammable liquid or gas leakage. Avoid the battery in a high-temperature environment or being exposed to strong sunlight to avert explosion. Don't use the battery continuously in case of serious ballooning. The battery shall be handled pursuant to the local regulations and shall not be disposed as household garbage. Don't try to repair, remove or refill the battery. The explosion may happen if the battery is replaced by the one subject to incorrect model. Don't compress or puncture the battery with hard object. The battery leakage, overheating or outbreak of a fire may occur if the battery is destroyed.

Tips

1. This product contains a battery. If it is not used for a long time, please store it in the environment of 0°C~35°C, and charge the product at least every 3 months to prevent the battery performance from deteriorating.

2. Please use the earphones or charge it in a normal environment (ambient temperature 0°C~45°C, humidity 45%~85%). The earphones can be charged quickly at 15°C~45°C. If the product temperature is not within the safe temperature range, it may cause damage to the earphones and battery performance.


Recycling Initiative (India)

At realme we understand that our responsibility doesn't end at selling you our products. realme has been working in the area of safe disposal of electronic waste. Since mobiles, tablets and other electronic items are made of hazardous constituents. Under the Guidelines of Ministry of Environment, Forest and Climate Change, Government of India, E-waste (Management) Rule, 2016 and Amendment E-waste Rule 2018.

realme will seek shared responsibility and cooperation from customers in reducing the environmental impact of their products. realme will comply with all the applicable laws related to E-waste management.

For more information on safe disposal, recycling and you may log on to <https://www.realme.com/in/legal/e-waste-management> or write an email to [service@realme.com](mailto:service@realme.com) or contact our Toll Free No. 1800-102-2777

Disposal and Recycling Information

 indicates that the device and its electrical accessories (for example, a headset, adapter or cable) and batteries should not be disposed of as household garbage.

Warranty

Thank you for purchasing realme products. If any manufacturing defect problems occur within 12 months from the date of purchase, user can enjoy our company's warranty service.

Matters Needing Attention:

1. When you buy the product, the sales unit will issue a valid proof of purchase.

2. The warranty card and the proof of purchase should be kept by the user properly, and it will not be replaced if lost.

3. If the product fails due to non-human factors, the user can present the warranty card and proof of purchase to the realme customer service center for free maintenance during the warranty period.

Non-warranty situation:

This warranty does not cover the following cases:

1. Out of warranty period.

2. Damage caused by use not in accordance with the instructions.

3. Damage caused by man-made causes.

4. Failure caused by unauthorized disassembly, maintenance, or modification of the product.

5. Damage caused by force majeure factors (such as floods, earthquakes, lightning, etc.).

6. There is no warranty card, invoice, or warranty card that does not match the invoice information.

7. The product wears naturally.

8. Other failures and damages that are not caused by the quality of the product itself.

Website: [www.realme.com](http://www.realme.com)

Warranty Card (Stub Copy)

Dear user, thank you for using the product of our company. Please read and keep properly the warranty card after purchasing the product so that we can provide better services to you.

User Information

User's name

Phone Number

Address

Email

Product Information

Product Model

Product Serial Number

Sales Information

Purchase Date

Invoice Number

Sales Unit

Phone Number

Address

Warranty Card (Customer Copy)

Dear user, thank you for using the product of our company. Please read and keep properly the warranty card after purchasing the product so that we can provide better services to you.

User Information

User's name

Phone Number

Address

Email

Product Information

Product Model

Product Serial Number

Sales Information

Purchase Date

Invoice Number

Sales Unit

Phone Number

Address

Hi  
realme fan

realme Buds Wireless 2S  
User Guide

